

Slingshot Rd 1

June 4, 2026

Flying Feet Training Center

Floyds Knob, IN

Hybrid Challenge

Handler must stay behind Blue or Red line while the dog completes the required obstacles to get a multiplier! In order to attain the 3X multiplier the handler must lead out beyond the Red Line while the dog performs obstacles 1-2 and remain behind the red line for 5-7 and 11 as marked on the map. In order to attain the 1.5X multiplier the handler must lead out beyond stay behind the Blue Line while the dog performs obstacles 1 and remain behind the blue line for 6, 11 as marked on the map.

In addition, all obstacles on the course must be performed without any required corrections to qualify with a multiplier. Obstacle corrections allow for a score but in that case the multiplier is voided.

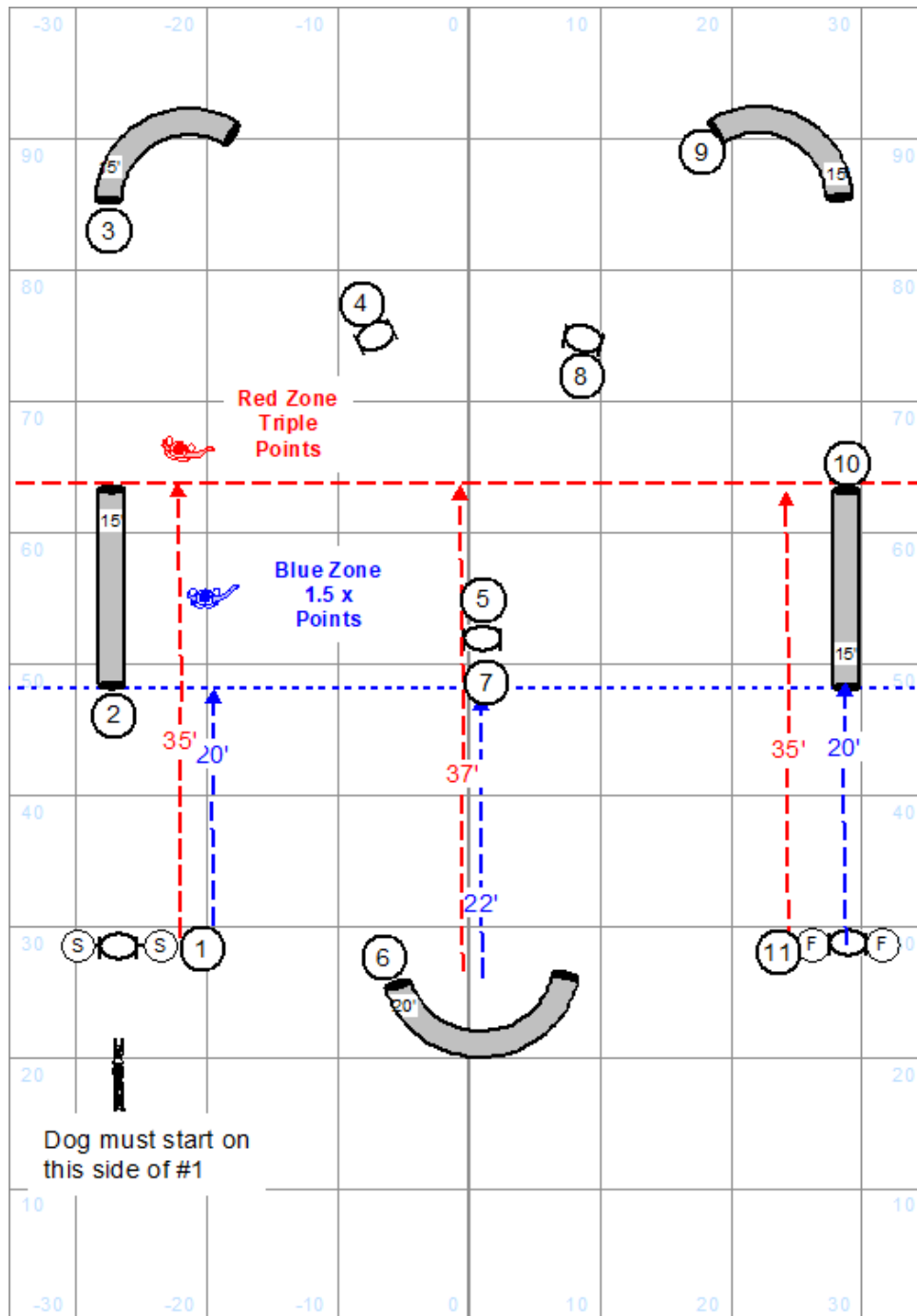
Handlers may choose to run the entire path with their dog for no multiplier.

Tunnel Bags

10' Tunnel minimum 3

15' Tunnel minimum 4

20' Tunnel minimum 6



Slingshot Rd 1

June 4, 2026

Flying Feet Training Center

Floyds Knob, IN

Hybrid Challenge

Handler must stay behind Blue or Red line while the dog completes the required obstacles to get a multiplier! In order to attain the 3X multiplier the handler must lead out beyond the Red Line while the dog performs obstacles 1-2 and remain behind the red line for 5-7 and 11 as marked on the map. In order to attain the 1.5X multiplier the handler must lead out beyond stay behind the Blue Line while the dog performs obstacles 1 and remain behind the blue line for 6, 11 as marked on the map.

In addition, all obstacles on the course must be performed without any required corrections to qualify with a multiplier. Obstacle corrections allow for a score but in that case the multiplier is voided.

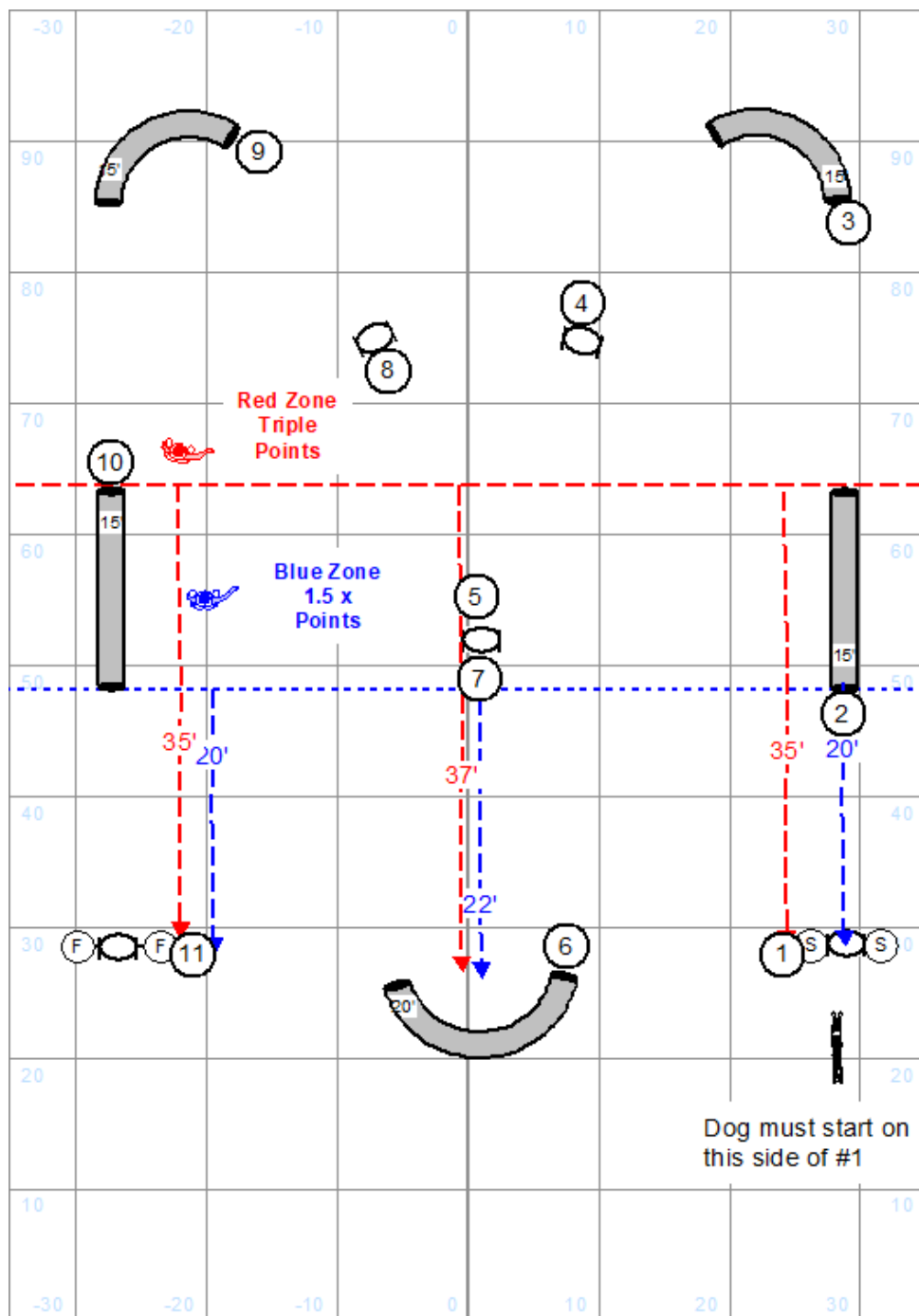
Handlers may choose to run the entire path with their dog for no multiplier.

Tunnel Bags

10' Tunnel minimum 3

15' Tunnel minimum 4

20' Tunnel minimum 6



Slingshot Rd 2

June 4, 2026

Flying Feet Training Center

Floyds Knob, IN

Hybrid Challenge

Handler must stay behind Blue or Red line while the dog completes the required obstacles to get a multiplier! In order to attain the 3X multiplier the handler must lead out beyond the Red Line while the dog performs obstacles 1-2 and remain behind the red line for 5-7 and 11 as marked on the map. In order to attain the 1.5X multiplier the handler must lead out beyond stay behind the Blue Line while the dog performs obstacles 1 and remain behind the blue line for 6, 11 as marked on the map.

In addition, all obstacles on the course must be performed without any required corrections to qualify with a multiplier. Obstacle corrections allow for a score but in that case the multiplier is voided.

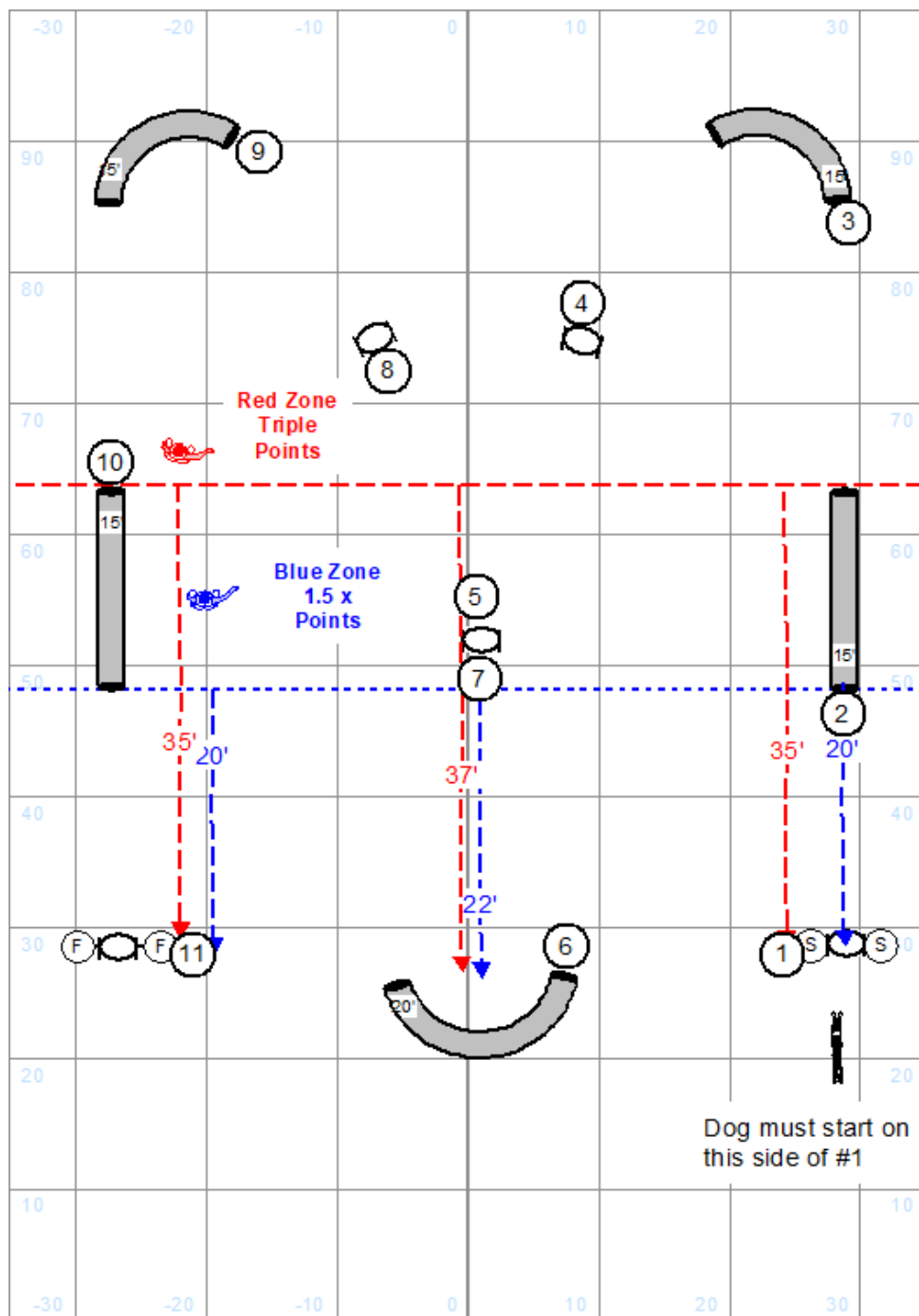
Handlers may choose to run the entire path with their dog for no multiplier.

Tunnel Bags

10' Tunnel minimum 3

15' Tunnel minimum 4

20' Tunnel minimum 6



Slingshot Rd 2

June 4, 2026

Flying Feet Training Center

Floyds Knob, IN

Hybrid Challenge

Handler must stay behind Blue or Red line while the dog completes the required obstacles to get a multiplier! In order to attain the 3X multiplier the handler must lead out beyond the Red Line while the dog performs obstacles 1-2 and remain behind the red line for 5-7 and 11 as marked on the map. In order to attain the 1.5X multiplier the handler must lead out beyond stay behind the Blue Line while the dog performs obstacles 1 and remain behind the blue line for 6, 11 as marked on the map.

In addition, all obstacles on the course must be performed without any required corrections to qualify with a multiplier. Obstacle corrections allow for a score but in that case the multiplier is voided.

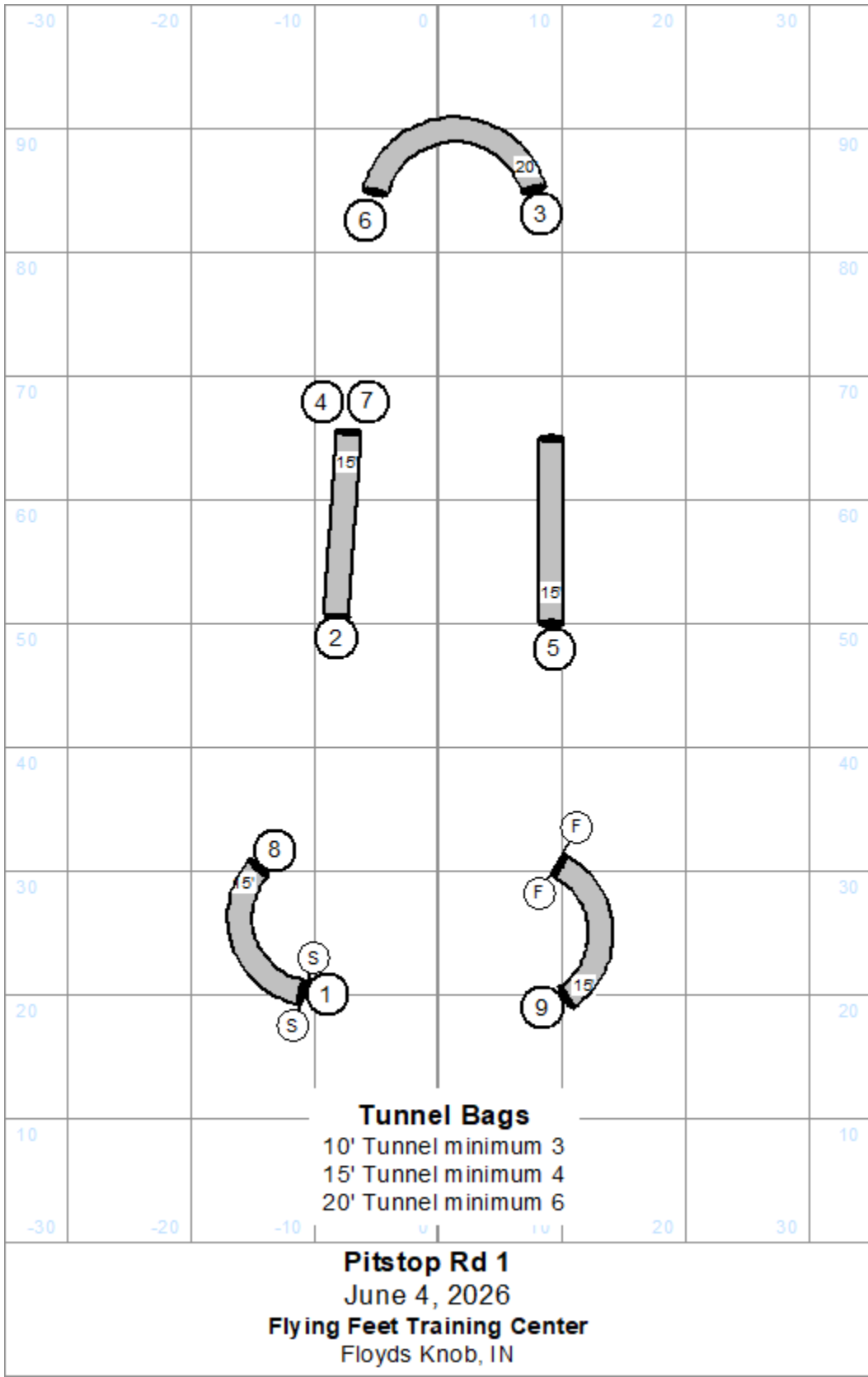
Handlers may choose to run the entire path with their dog for no multiplier.

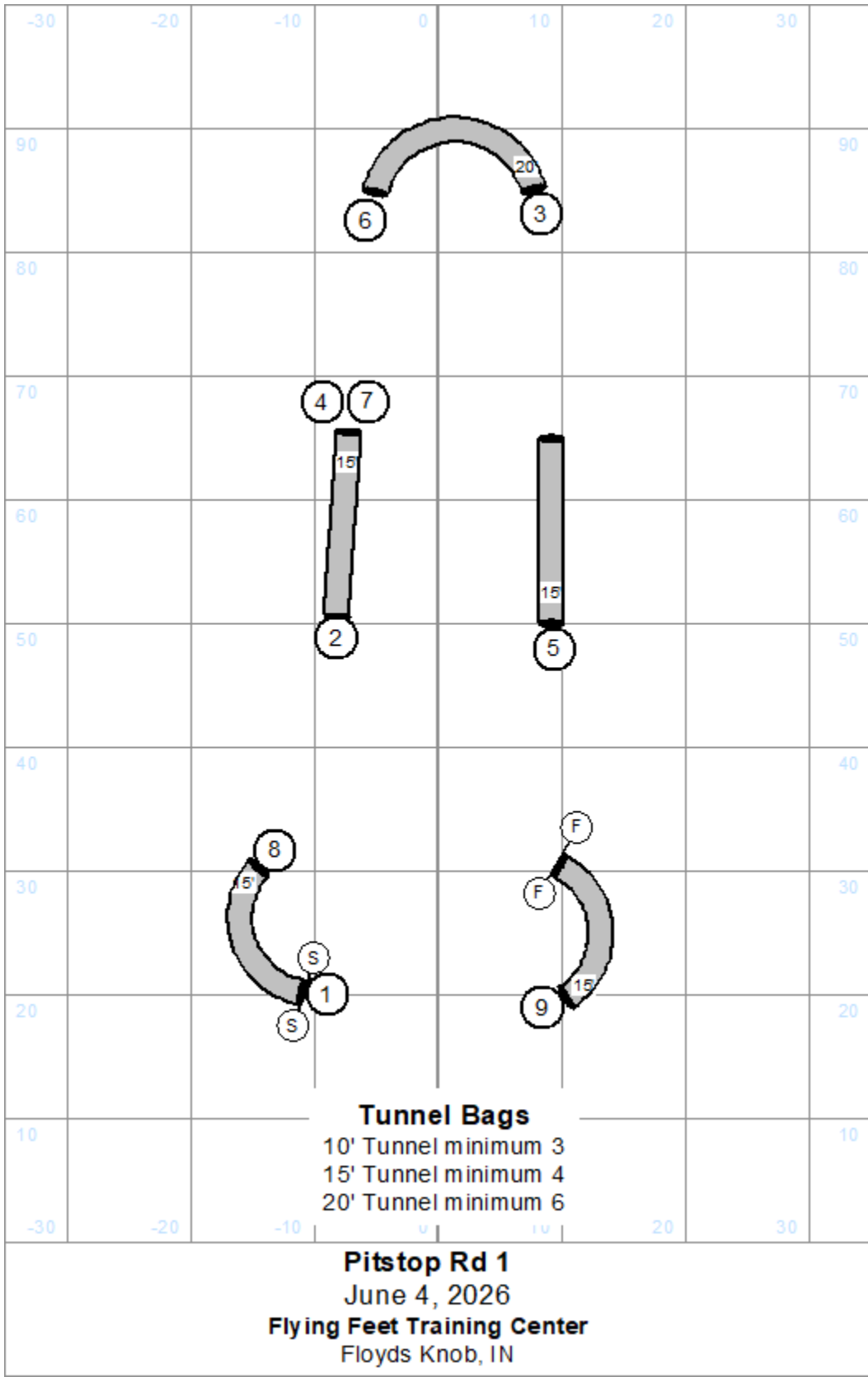
Tunnel Bags

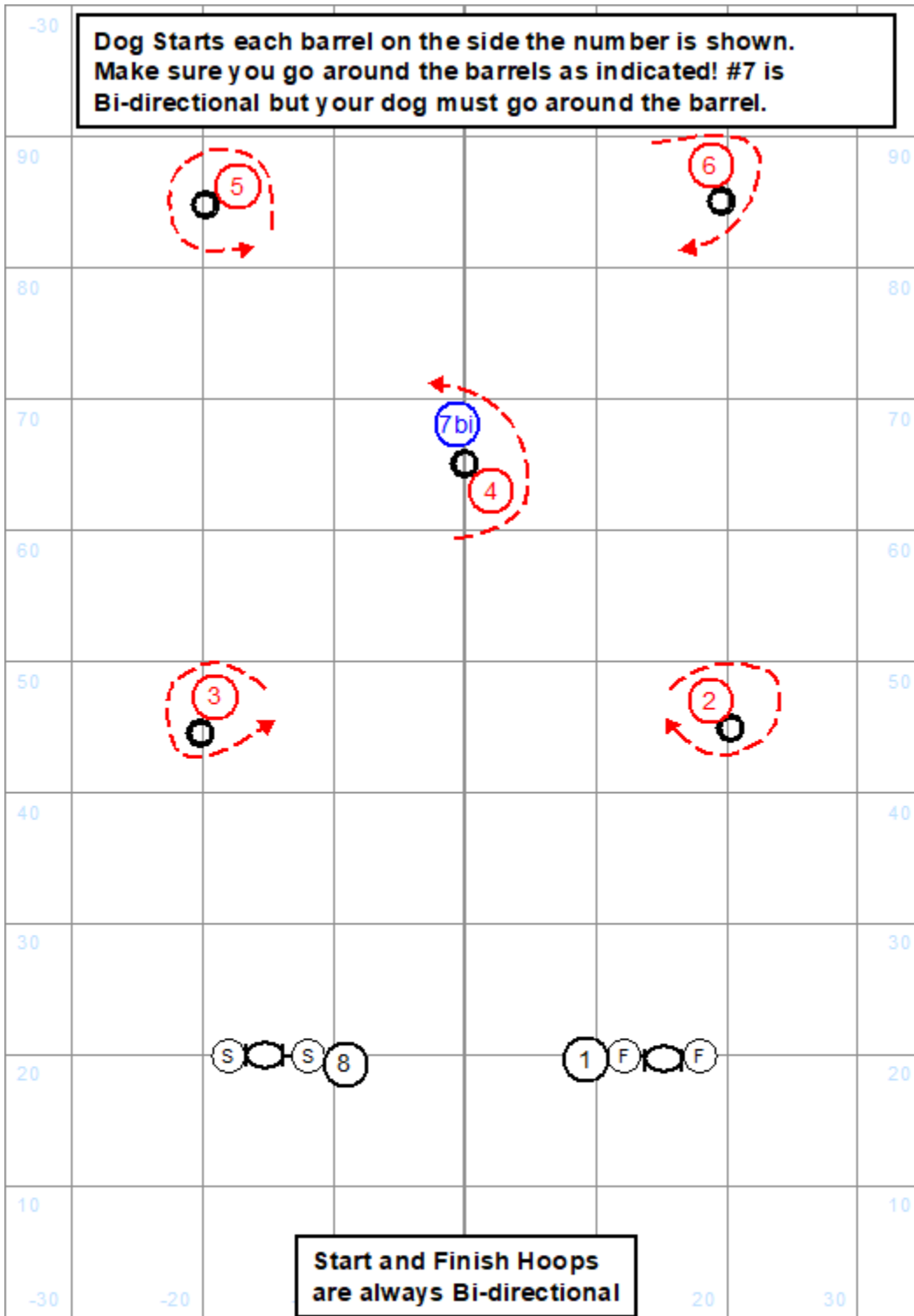
10' Tunnel minimum 3

15' Tunnel minimum 4

20' Tunnel minimum 6







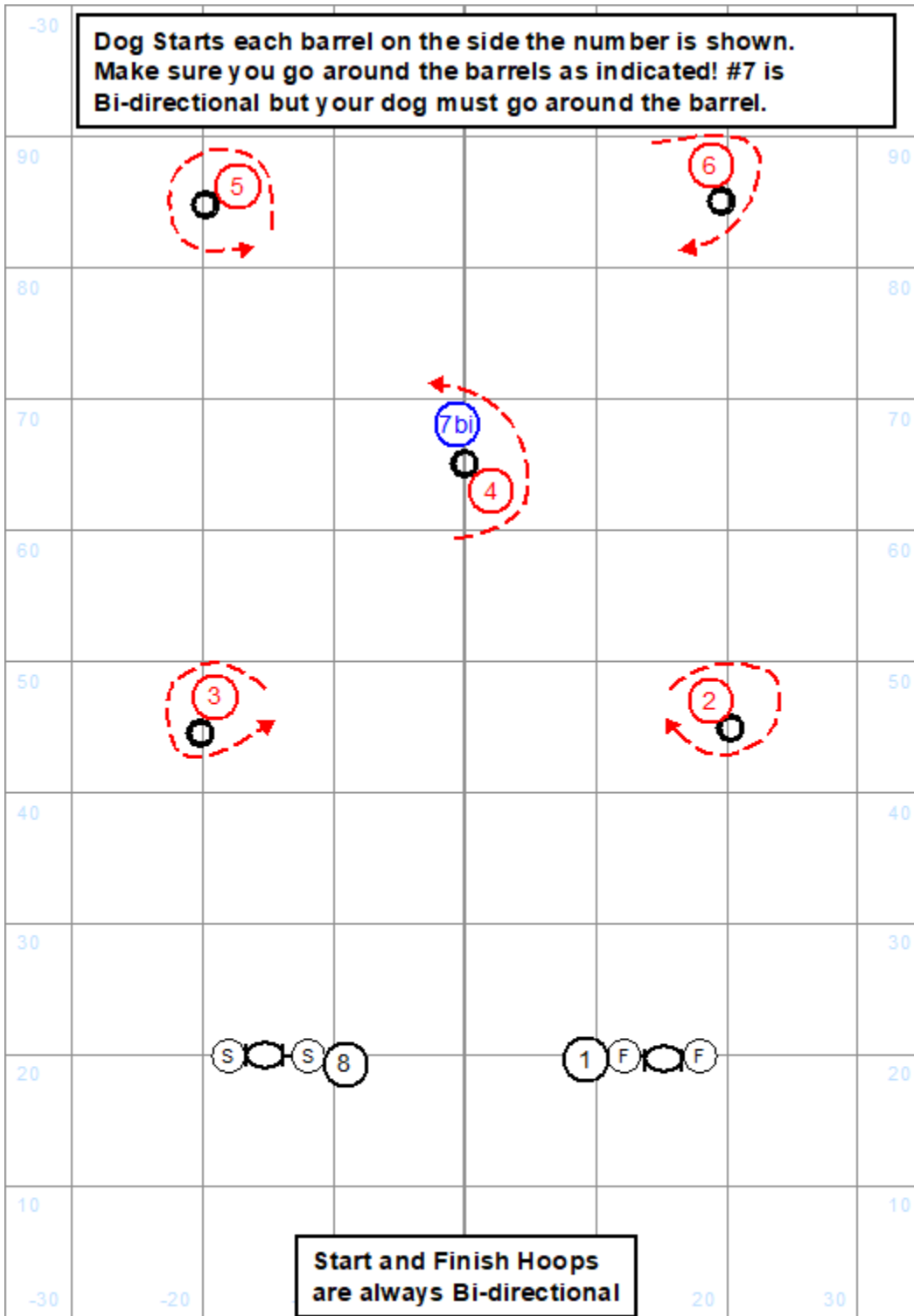
Pole Position Solo

June 4, 2026

Flying Feet Training Center

Floyds Knob, IN

General Reminders: Start and finish hoops are Bi-Directional. The number is on the side of the barrel the dog should approach from. Fix any errors (dog going the wrong way around a barrel or taking an incorrect barrel).



Pole Position Solo

June 4, 2026

Flying Feet Training Center

Floyds Knob, IN

General Reminders: Start and finish hoops are Bi-Directional. The number is on the side of the barrel the dog should approach from. Fix any errors (dog going the wrong way around a barrel or taking an incorrect barrel).