

Slingshot Rd 1

June 5, 2026

Flying Feet Training Center

Floyds Knob, IN

Hybrid Challenge

Handler must stay behind Blue or Red line while the dog completes the required obstacles to get a multiplier! In order to attain the 3X multiplier the handler must lead out beyond the Red Line for #1 and stay behind the Red Line while the dog performs obstacles 5-7 and 11 as marked on the map. In order to attain the 1.5X multiplier the handler must stay behind the Blue Line while the dog performs obstacles 5-7 as marked on the map.

In addition, all obstacles on the course must be performed without any required corrections to qualify with a multiplier. Obstacle corrections allow for a score but in that case the multiplier is voided.

Handlers may choose to run the entire path with their dog for no multiplier.

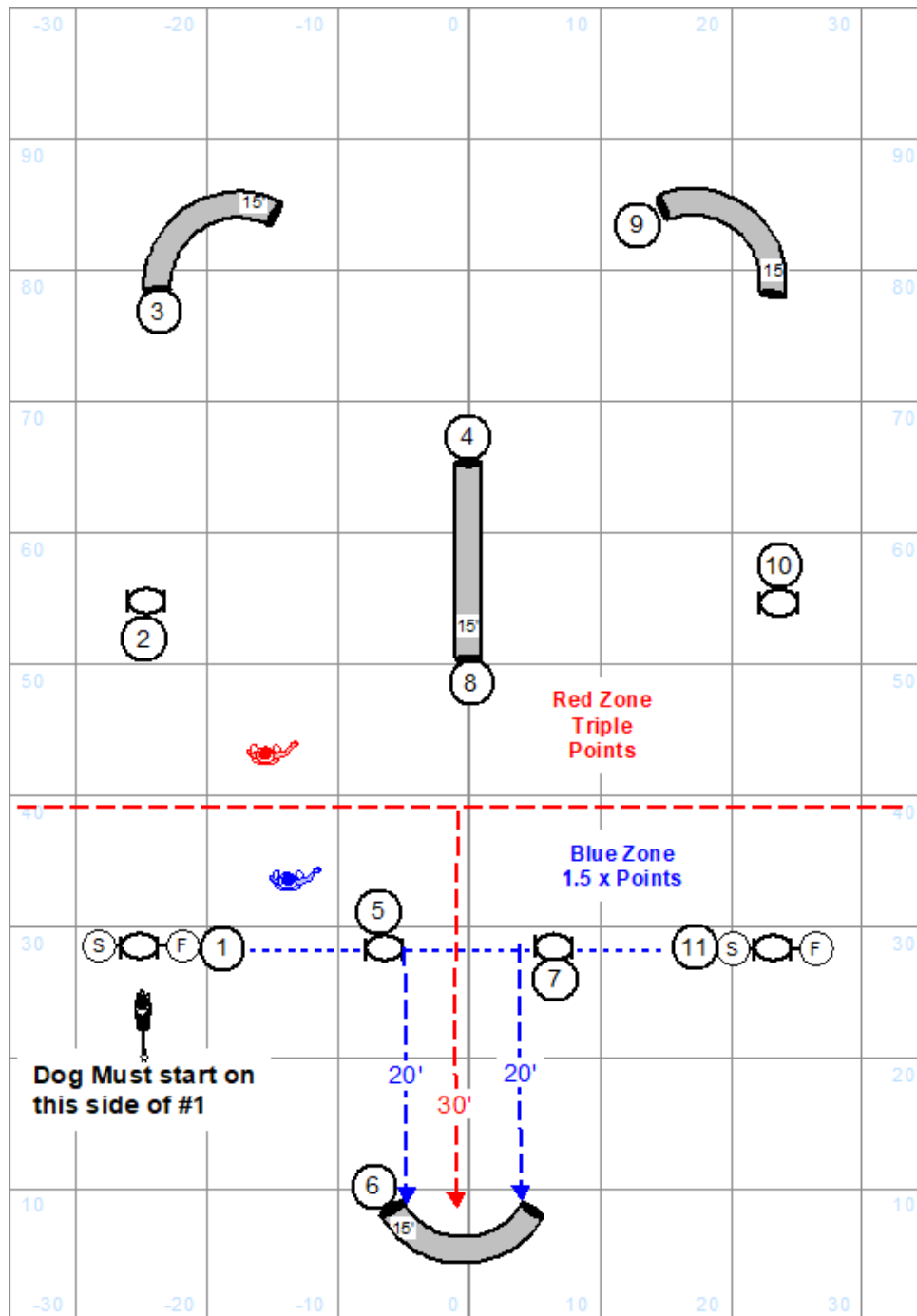
Tunnel Bags

10' Tunnel minimum 3

15' Tunnel minimum 4

20' Tunnel minimum 6

**Start and Finish
Obstacles
are Bidirectional**



Slingshot Rd 1

June 5, 2026

Flying Feet Training Center

Floyds Knob, IN

Hybrid Challenge

Handler must stay behind Blue or Red line while the dog completes the required obstacles to get a multiplier! In order to attain the 3X multiplier the handler must lead out beyond the Red Line for #1 and stay behind the Red Line while the dog performs obstacles 5-7 and 11 as marked on the map. In order to attain the 1.5X multiplier the handler must stay behind the Blue Line while the dog performs obstacles 5-7 as marked on the map.

In addition, all obstacles on the course must be performed without any required corrections to qualify with a multiplier. Obstacle corrections allow for a score but in that case the multiplier is voided.

Handlers may choose to run the entire path with their dog for no multiplier.

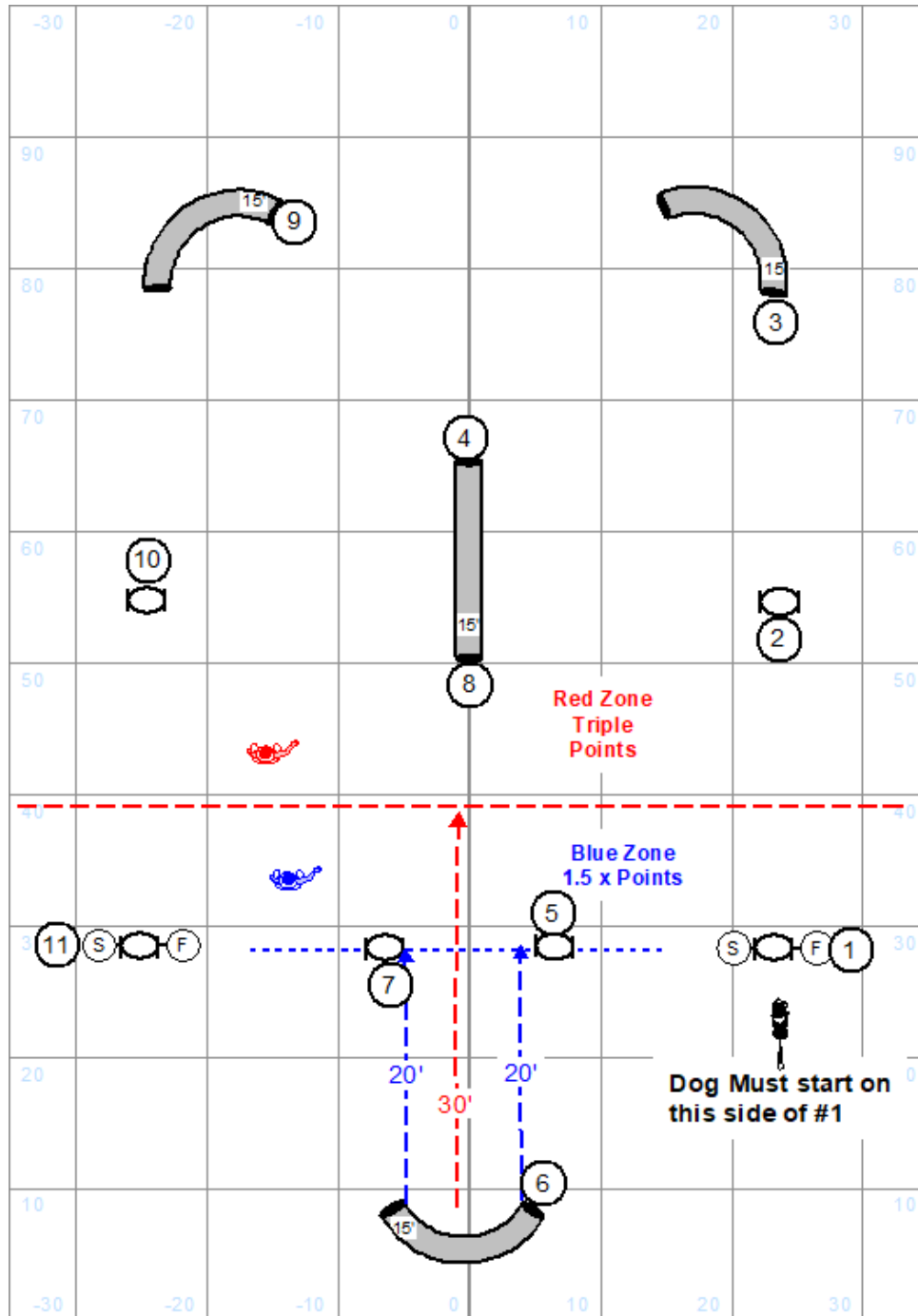
Tunnel Bags

10' Tunnel minimum 3

15' Tunnel minimum 4

20' Tunnel minimum 6

**Start and Finish
Obstacles
are Bidirectional**



Slingshot Rd 2

June 5, 2026

Flying Feet Training Center

Floyds Knob, IN

Hybrid Challenge

Handler must stay behind Blue or Red line while the dog completes the required obstacles to get a multiplier! In order to attain the 3X multiplier the handler must lead out beyond the Red Line for #1 and stay behind the Red Line while the dog performs obstacles 5-7 and 11 as marked on the map. In order to attain the 1.5X multiplier the handler must stay behind the Blue Line while the dog performs obstacles 5-7 as marked on the map.

In addition, all obstacles on the course must be performed without any required corrections to qualify with a multiplier. Obstacle corrections allow for a score but in that case the multiplier is voided.

Handlers may choose to run the entire path with their dog for no multiplier.

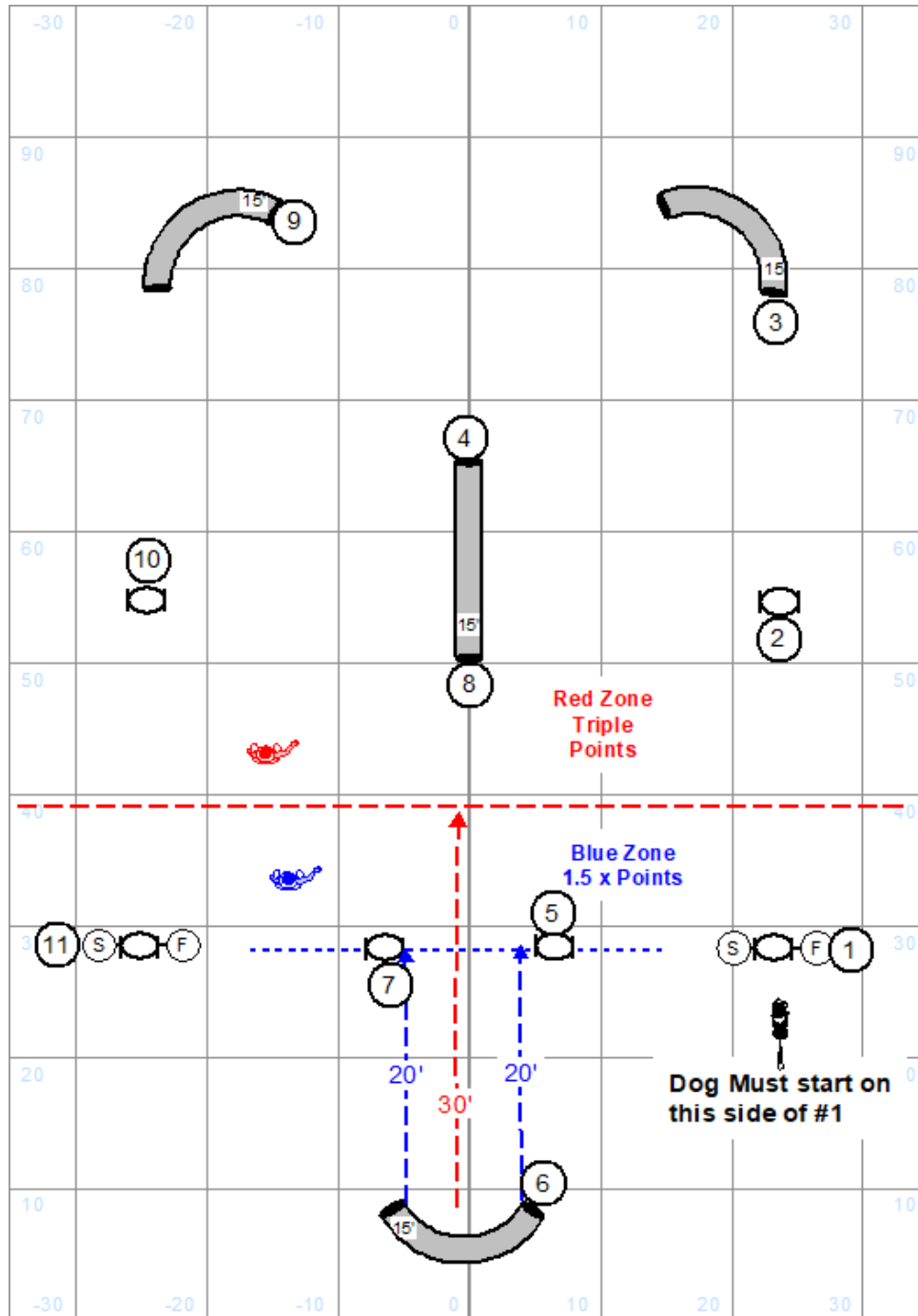
Tunnel Bags

10' Tunnel minimum 3

15' Tunnel minimum 4

20' Tunnel minimum 6

**Start and Finish
Obstacles
are Bidirectional**



Slingshot Rd 2

June 5, 2026

Flying Feet Training Center

Floyds Knob, IN

Hybrid Challenge

Handler must stay behind Blue or Red line while the dog completes the required obstacles to get a multiplier! In order to attain the 3X multiplier the handler must lead out beyond the Red Line for #1 and stay behind the Red Line while the dog performs obstacles 5-7 and 11 as marked on the map. In order to attain the 1.5X multiplier the handler must stay behind the Blue Line while the dog performs obstacles 5-7 as marked on the map.

In addition, all obstacles on the course must be performed without any required corrections to qualify with a multiplier. Obstacle corrections allow for a score but in that case the multiplier is voided.

Handlers may choose to run the entire path with their dog for no multiplier.

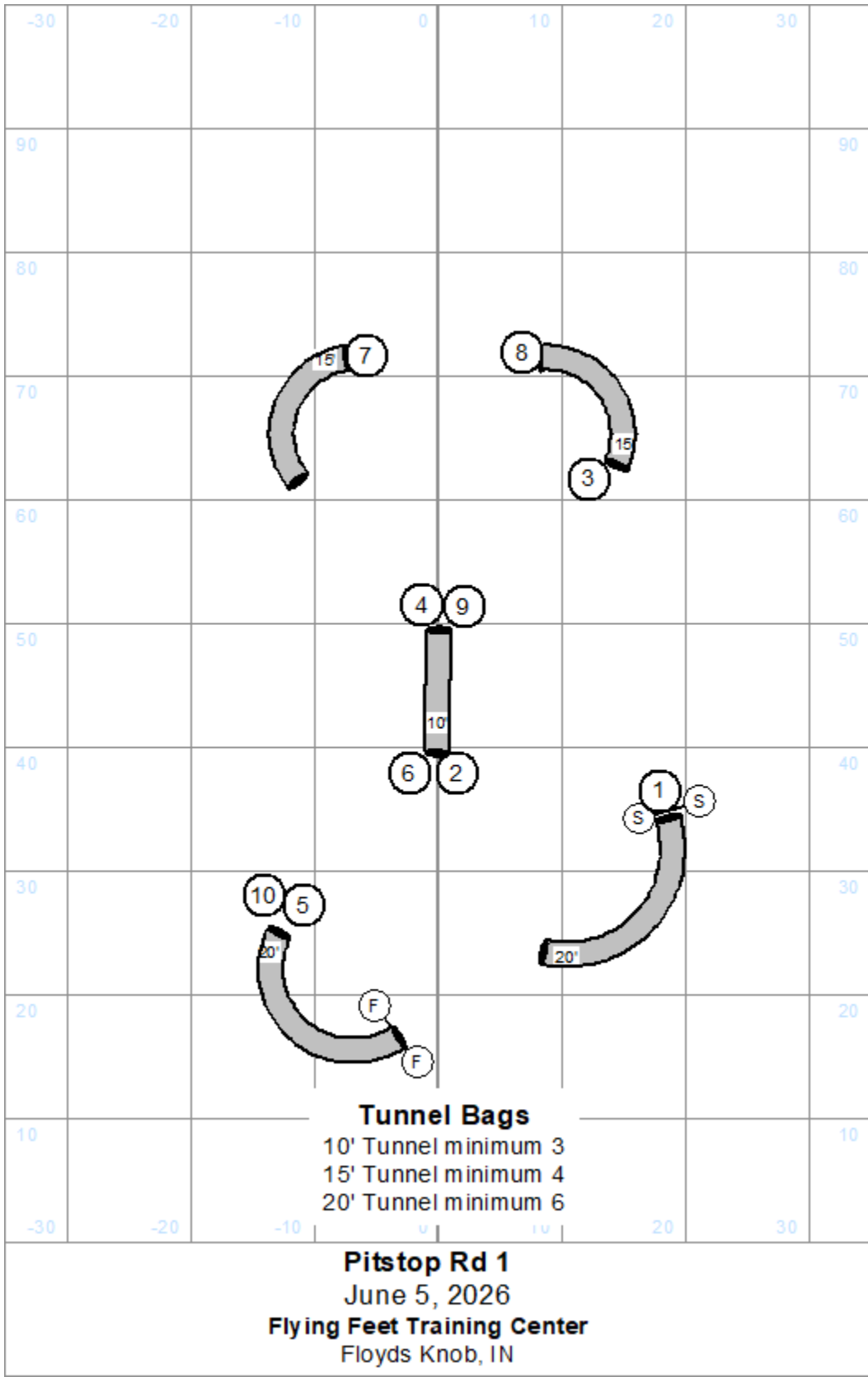
Tunnel Bags

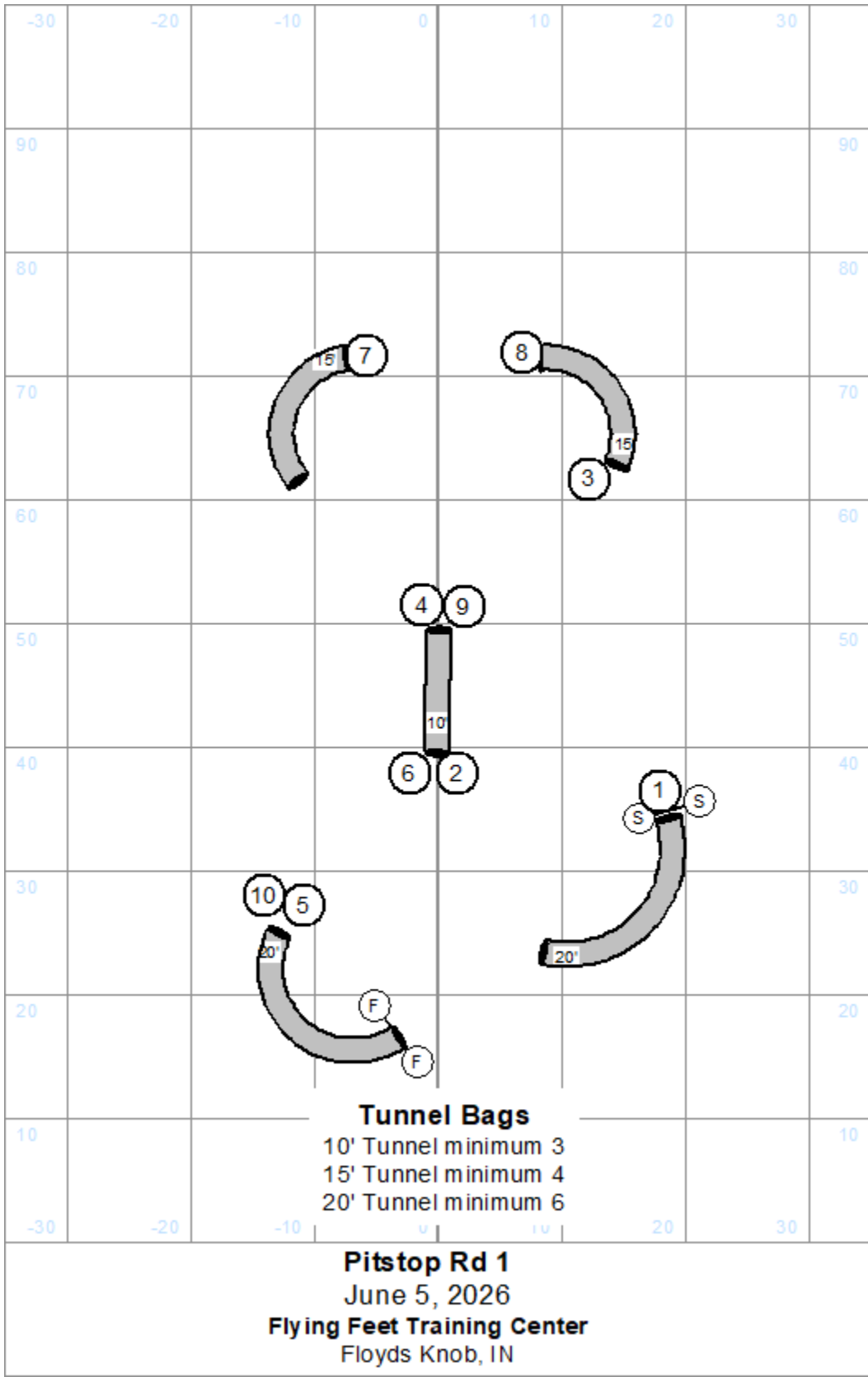
10' Tunnel minimum 3

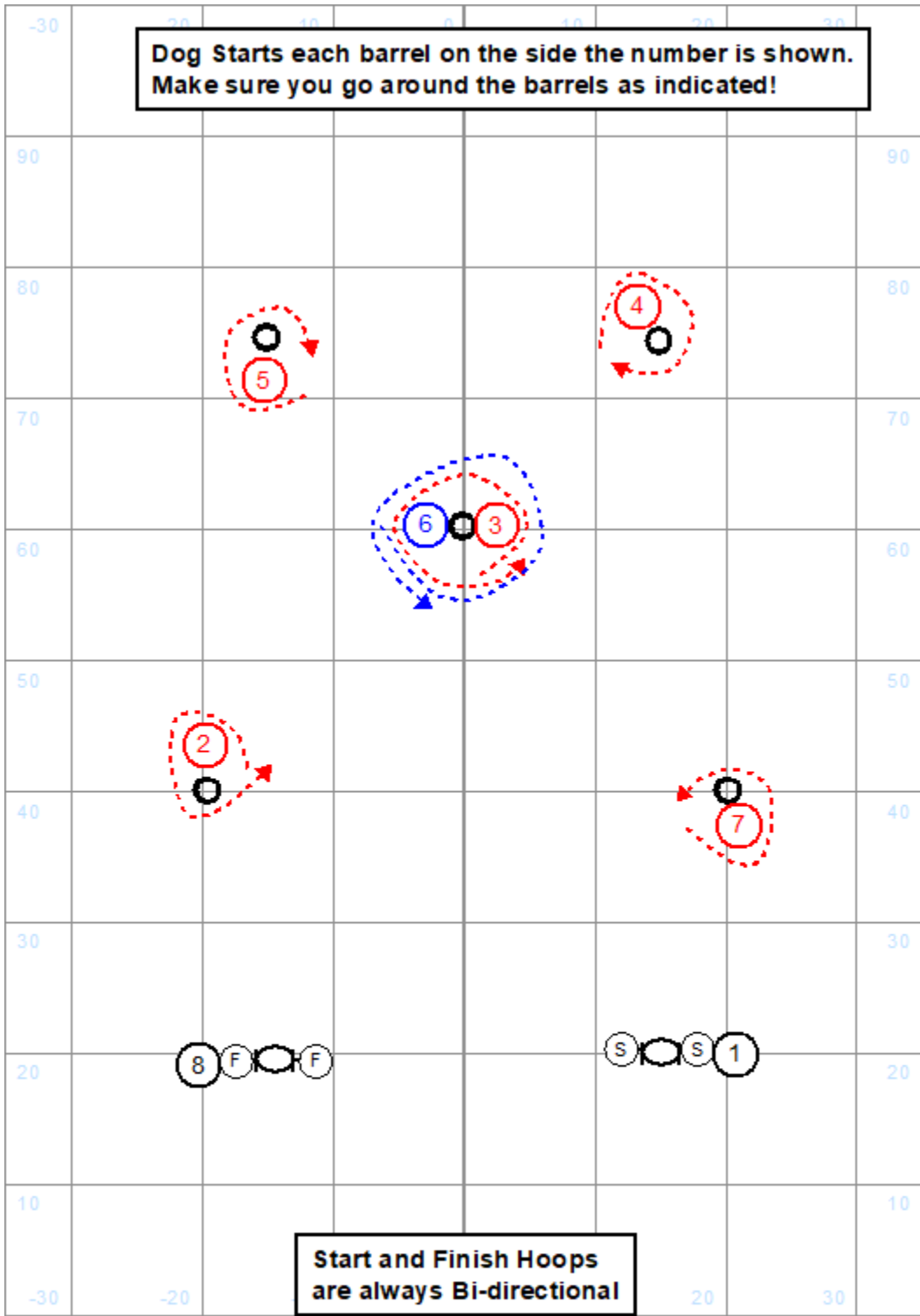
15' Tunnel minimum 4

20' Tunnel minimum 6

**Start and Finish
Obstacles
are Bidirectional**







Start and Finish Hoops are always Bi-directional

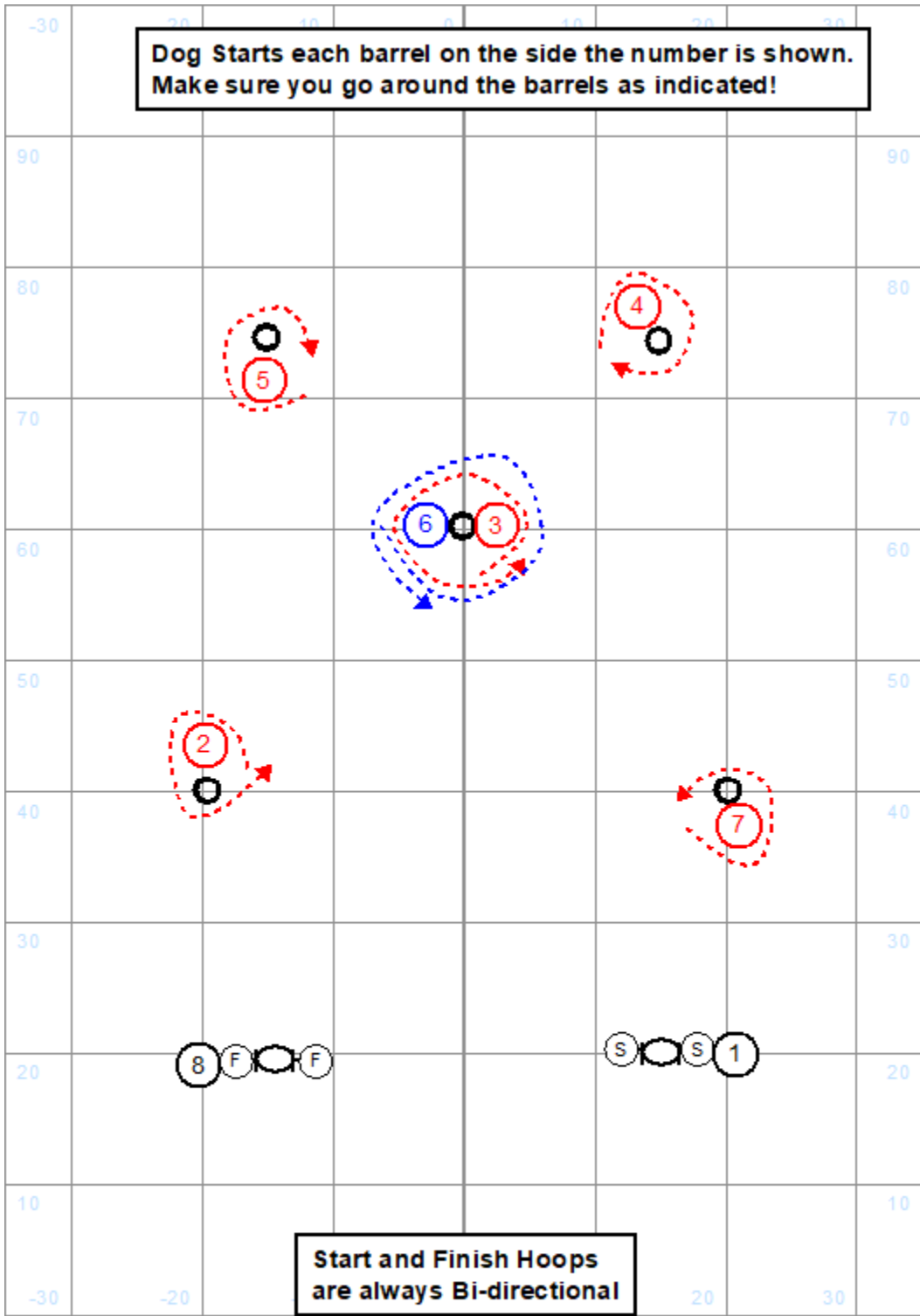
Pole Position Solo

June 5, 2026

Flying Feet Training Center

Floyds Knob, IN

General Reminders: Start and finish hoops are Bi-Directional. The number is on the side of the barrel the dog should approach from. Fix any errors (dog going the wrong way around a barrel or taking an incorrect barrel).



**Start and Finish Hoops
are always Bi-directional**

Pole Position Solo

June 5, 2026

Flying Feet Training Center

Floyds Knob, IN

General Reminders: Start and finish hoops are Bi-Directional. The number is on the side of the barrel the dog should approach from. Fix any errors (dog going the wrong way around a barrel or taking an incorrect barrel).