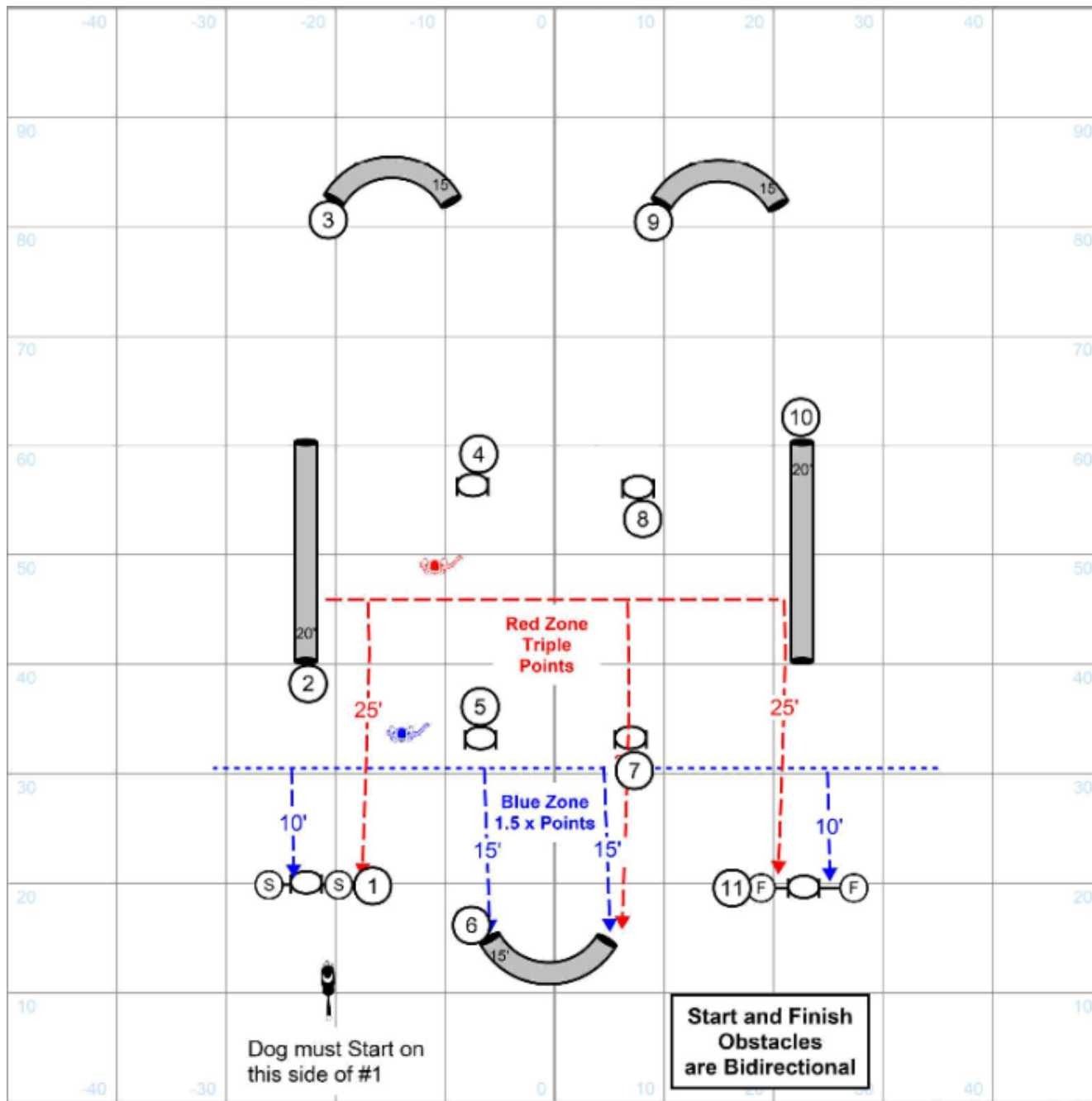


Tunnel Bags
10' Tunnel minimum 3
15' Tunnel minimum 4
20' Tunnel minimum 6

Pitstop Rd 1
March 15, 2026
Rocky Top Mountain K9 Agility
Lancing, Tn



Slingshot Rd 1
 March 15, 2026
 Rocky Top Mountain K9 Agility
 Lancing, Tn

Hybrid Challenge

Handler must stay behind Blue or Red line while the dog completes the required obstacles to get a multiplier! In order to attain the 3X multiplier the handler must stay behind the Red Line while the dog performs obstacles 1-2, 5-7 and 11 as marked on the map. In order to attain the 1.5X multiplier the handler must stay behind the Blue Line while the dog performs obstacles 1, 6, 11 as marked on the map.

In addition, all obstacles on the course must be performed without any required corrections to qualify with a multiplier. Obstacle corrections allow for a score but in that case the multiplier is voided.

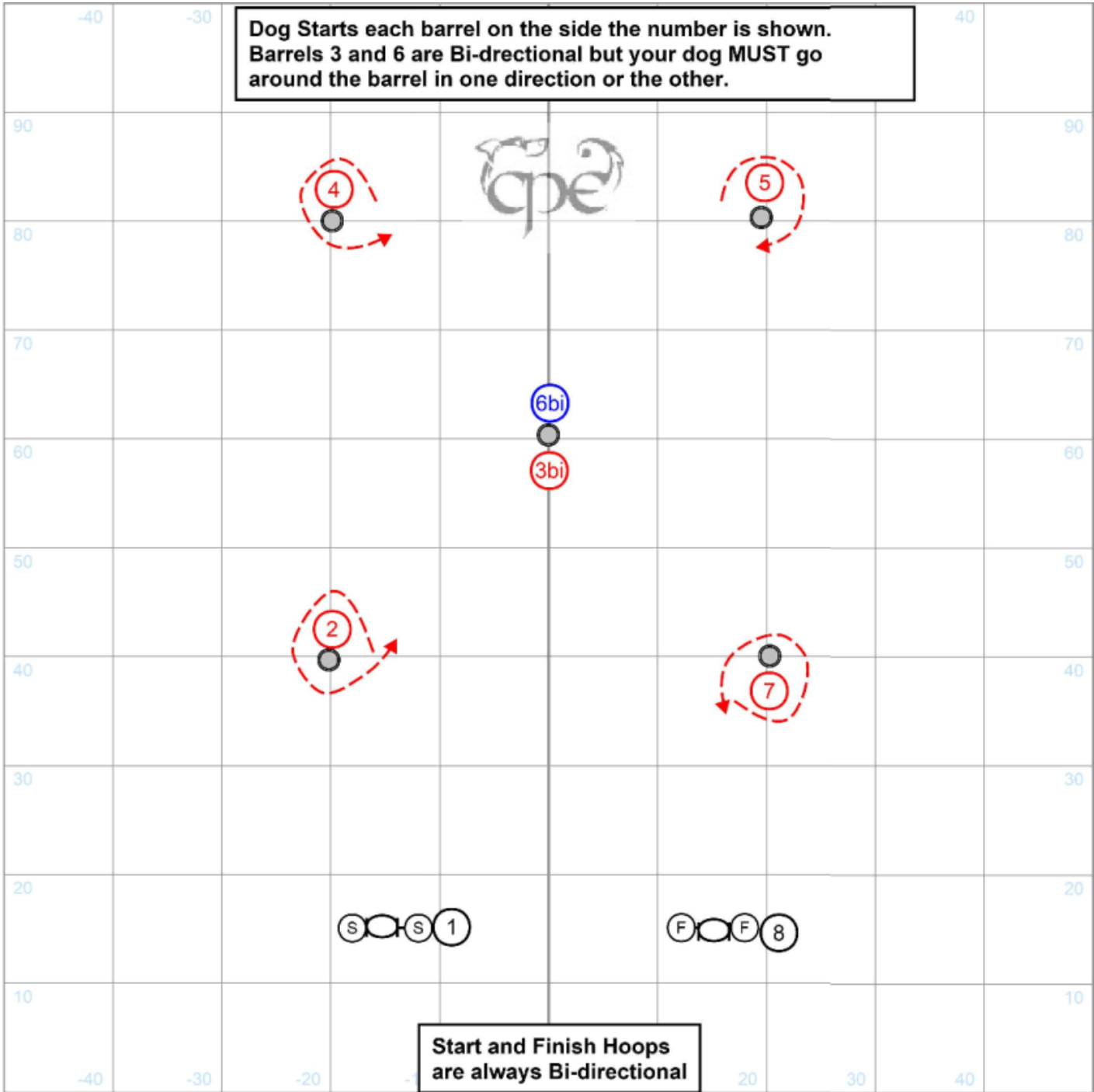
Handlers may choose to run the entire path with their dog for no multiplier.

Tunnel Bags Sets

- 10' Tunnel minimum 3
- 15' Tunnel minimum 4
- 20' Tunnel minimum 6



Dog Starts each barrel on the side the number is shown. Barrels 3 and 6 are Bi-directional but your dog MUST go around the barrel in one direction or the other.

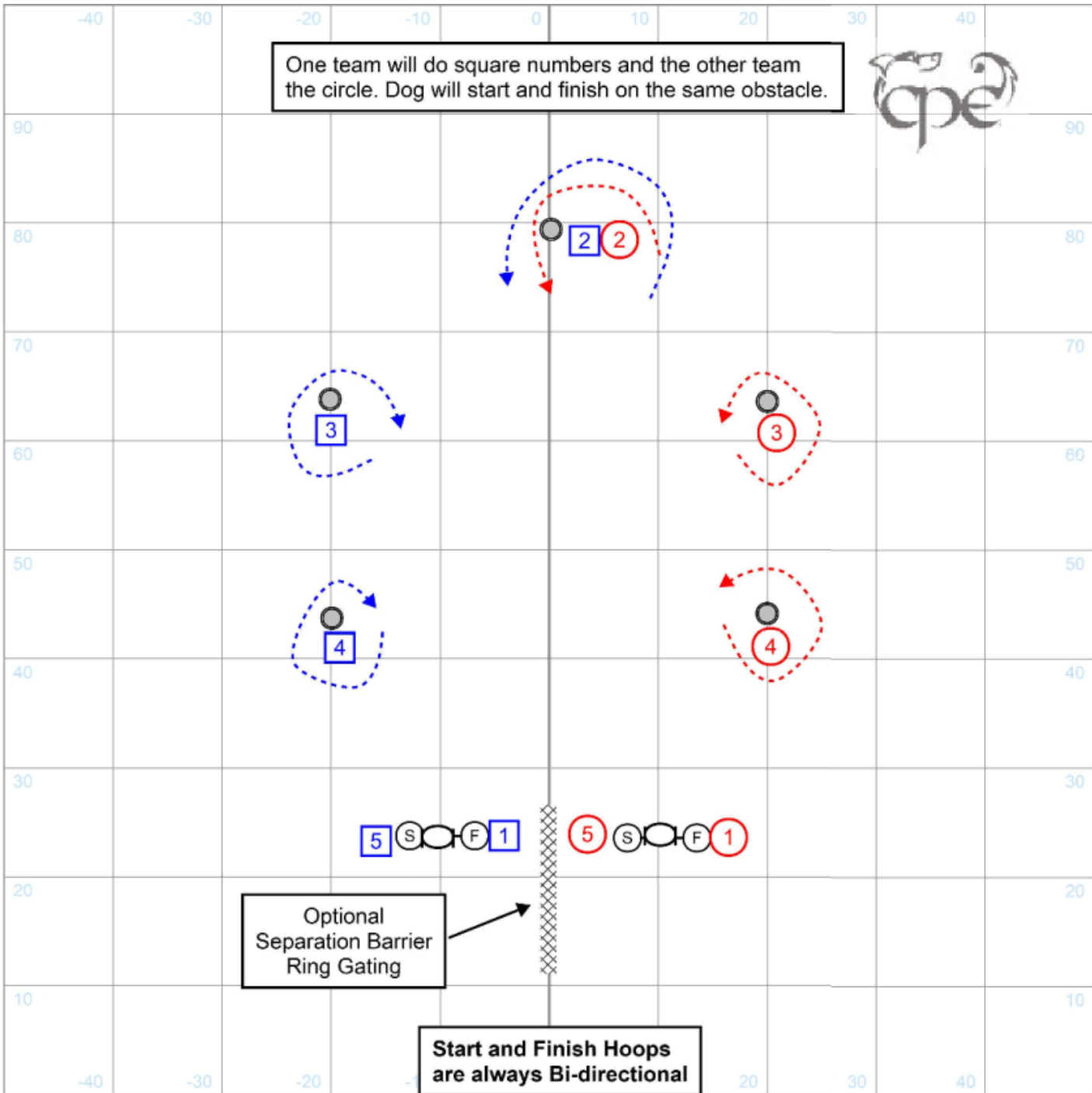


Start and Finish Hoops are always Bi-directional

Pole Position Solo Rd 1
 March 15, 2026
 Rocky Top Mountain K9 Agility
 Lansing, Tn

General Reminders: Start and finish hoops are Bi-Directional. The number is on the side of the barrel the dog should approach from. Fix any errors (dog going the wrong way around a barrel or taking an incorrect barrel).

One team will do square numbers and the other team the circle. Dog will start and finish on the same obstacle.



Pole Position Team 1 & 2
 March 15, 2026
 Rocky Top Mountain K9 Agility
 Lansing, Tn

General Reminders: Start and finish hoops are Bi-Directional. The number is on the side of the barrel the dog should approach from. Fix any errors (dog going the wrong way around a barrel or taking an incorrect barrel).