


Dog Starts each barrel on the side the number is shown. Make sure you go around the barrels as indicated!



Start and Finish Hoops are always Bi-directional

Pole Position Solo Rd 1
 March 14, 2026
 Rocky Top Mountain K9 Agility
 Lansing, Tn

General Reminders: Start and finish hoops are Bi-Directional. The number is on the side of the barrel the dog should approach from. Fix any errors (dog going the wrong way around a barrel or taking an incorrect barrel).



Hairpin Team 1 & 2

March 14, 2026

Rocky Top Mountain K9 Agility

Lancing, Tn

Hairpin Team Course Option A

General Reminders: Start and finish hoops are Bi-Directional. One team will do square numbers and the other team the circle. Dog will start and finish on the same obstacle. Only one team may be on the course at a time. Second team may not start until the dog and handler from team one are beyond their finish hoop.

Slingshot Rd 1

March 14, 2026

Rocky Top Mountain K9 Agility

Lancing, Tn

Lateral Lead Out Challenge

Handler must be across the Blue or Red line before the dog starts the course. In order to attain the 3X multiplier the handler must stay behind the Red Line while the dog performs obstacles 1-6. In order to attain the 1.5X multiplier the handler must stay behind the Blue Line while the dog performs obstacles 1-3. In addition,

all obstacles on the course must be performed without any required corrections to qualify with a multiplier. Obstacle corrections allow for a score but in that case the multiplier is voided.

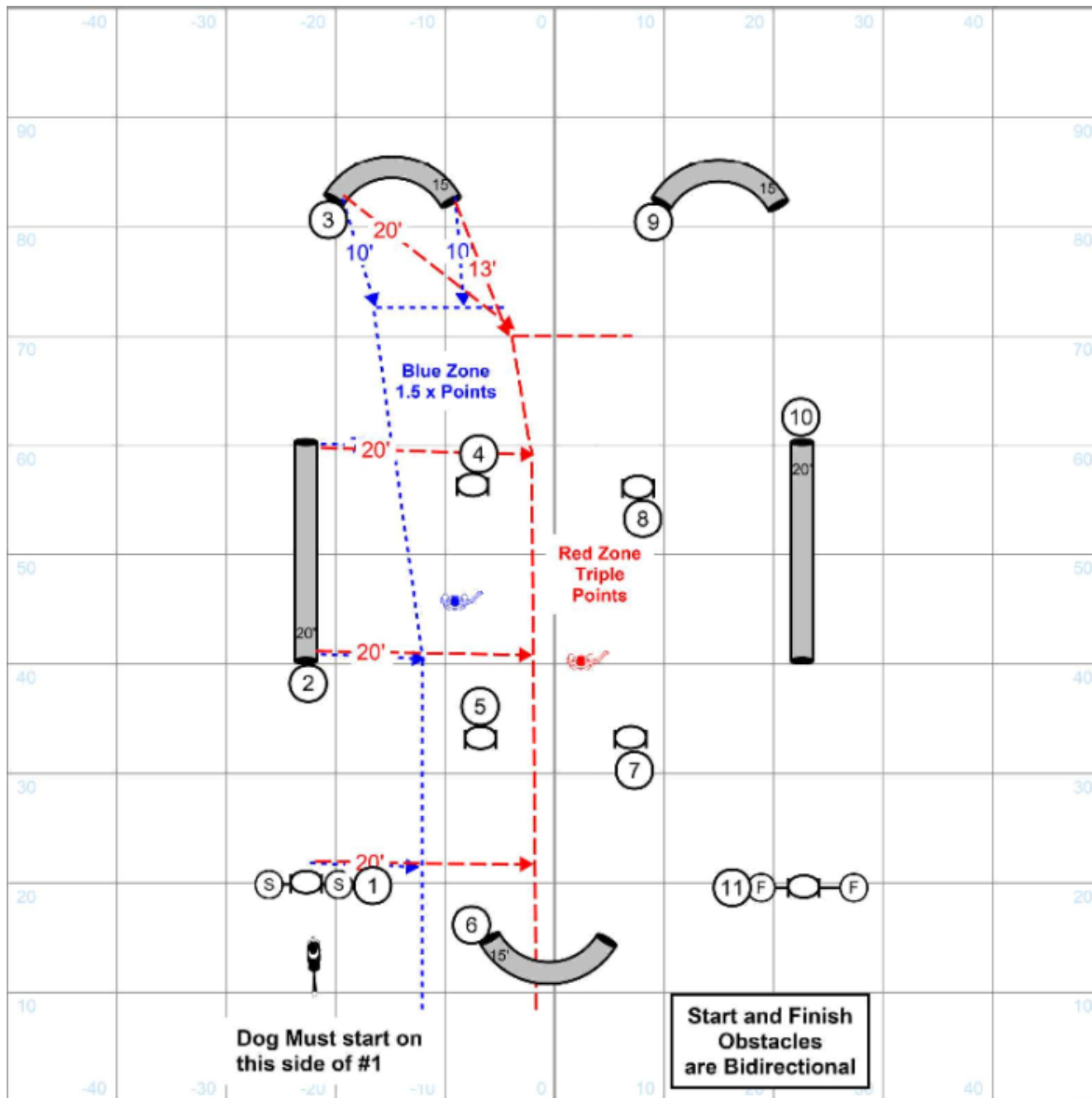
Handlers may choose to run the entire path with their dog for no multiplier.

Tunnel Bags

10' Tunnel minimum 3

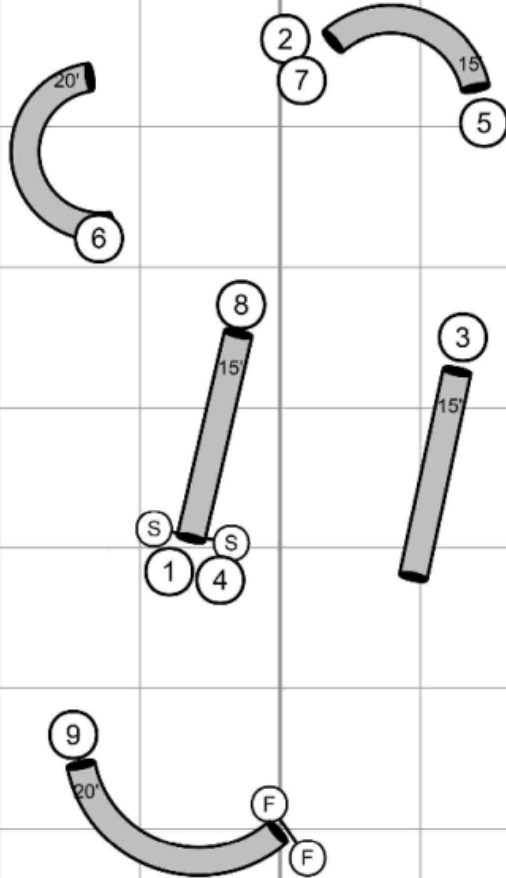
15' Tunnel minimum 4

20' Tunnel minimum 6



Dog Must start on
this side of #1

Start and Finish
Obstacles
are Bidirectional



Tunnel Bags
10' Tunnel minimum 3
15' Tunnel minimum 4
20' Tunnel minimum 6

Pitstop Rd 1
March 14, 2026
Rocky Top Mountain K9 Agility
Lancing, Tn