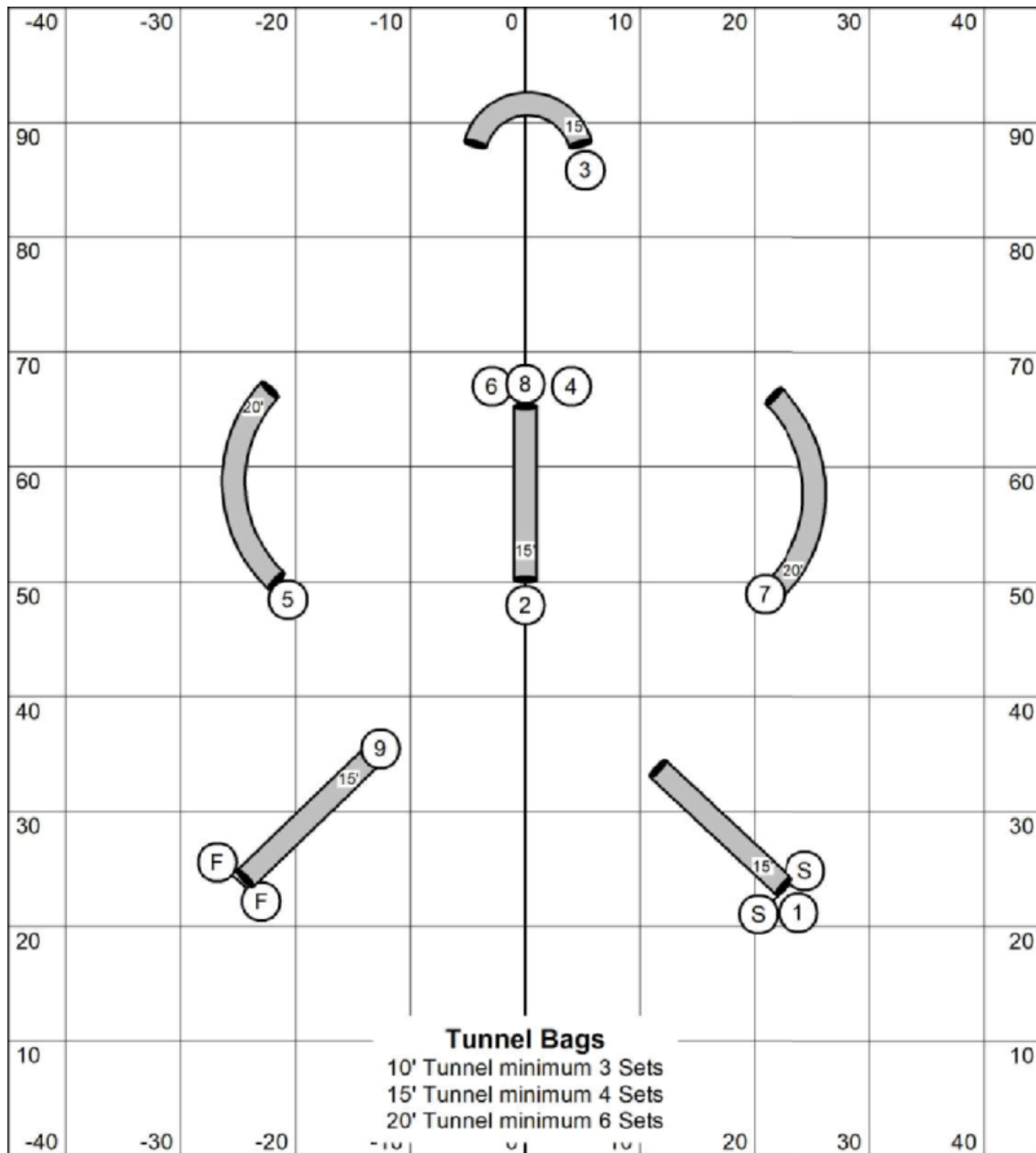
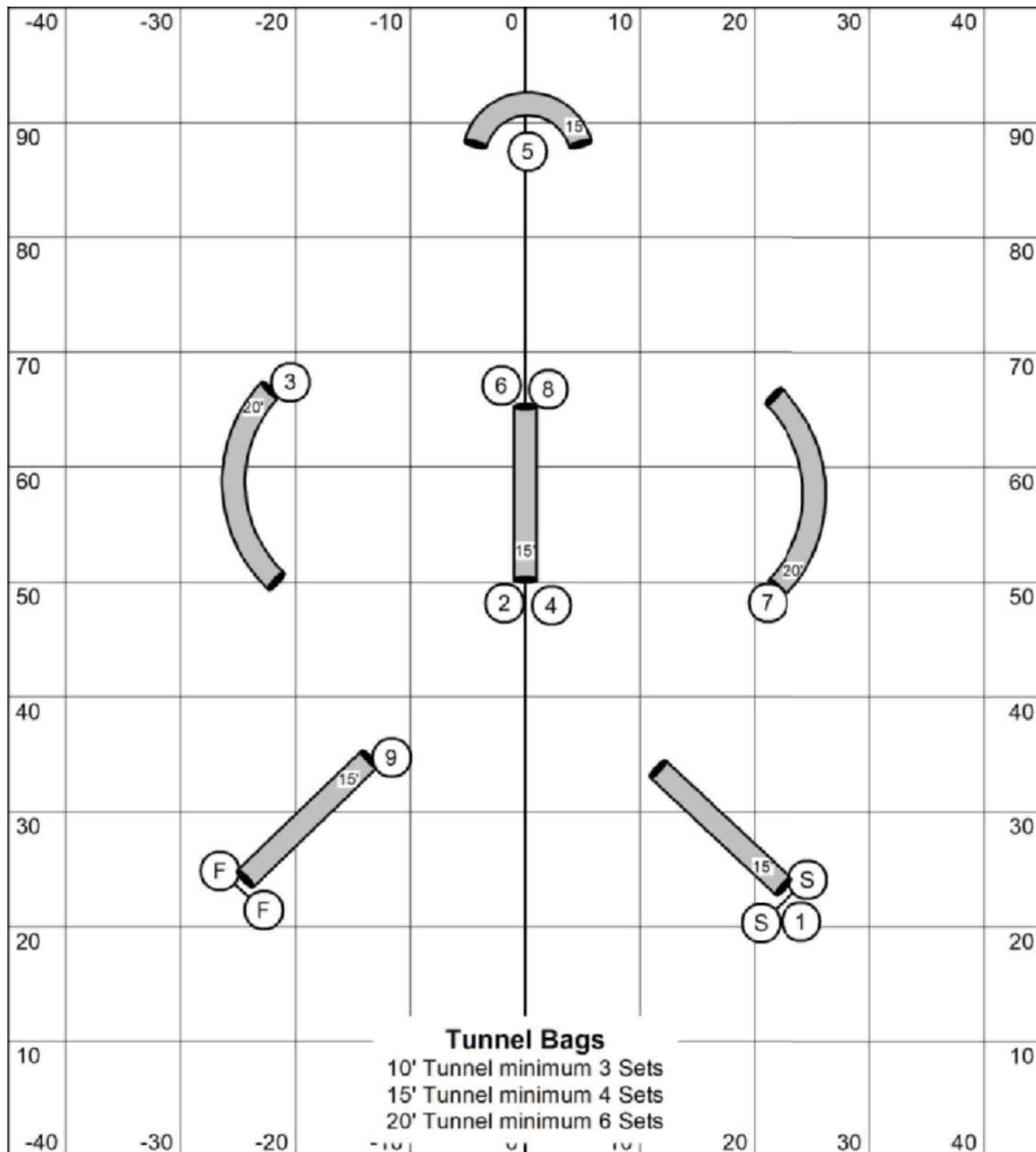


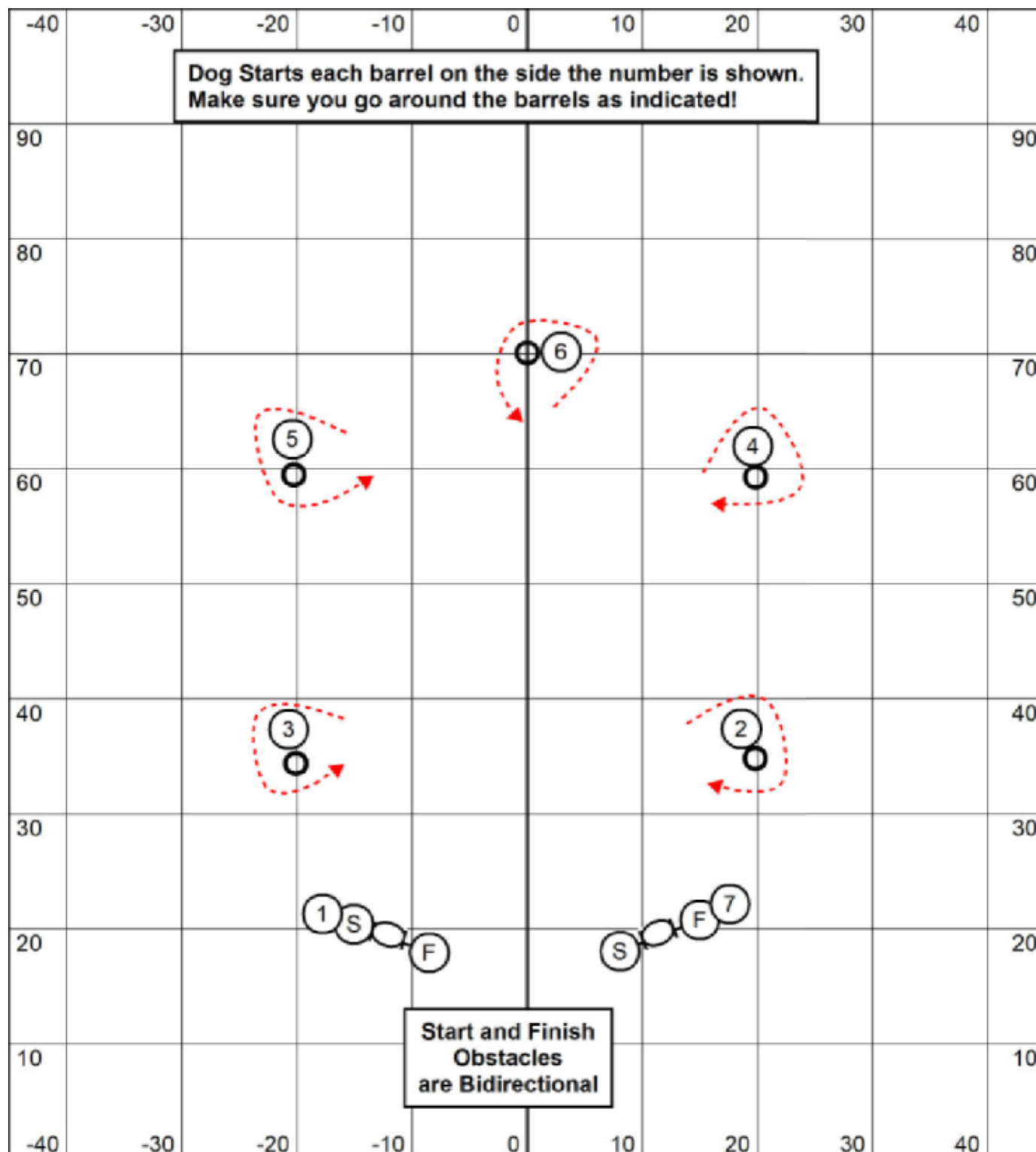
Pitstop Rd 1
 April 26, 2025
Bo- Gee Agility
 Raymond, NH



Pitstop Rd 2
 April 26, 2025
Bo- Gee Agility
 Raymond, NH



Pitstop Rd 3
 April 26, 2025
 Bo- Gee Agility
 Raymond, NH




Pole Position Solo Rd 1

April 26, 2025

Bo- Gee Agility

Raymond, NH

General Reminders: Start and finish hoops are Bi-Directional. The number is on the side of the barrel the dog should approach from. Fix any errors (dog going the wrong way around a barrel or taking an incorrect barrel).



Pole Position Solo Rd 2


April 26, 2025

Bo- Gee Agility

Raymond, NH



General Reminders: Start and finish hoops are Bi-Directional. The number is on the side of the barrel the dog should approach from. Fix any errors (dog going the wrong way around a barrel or taking an incorrect barrel).



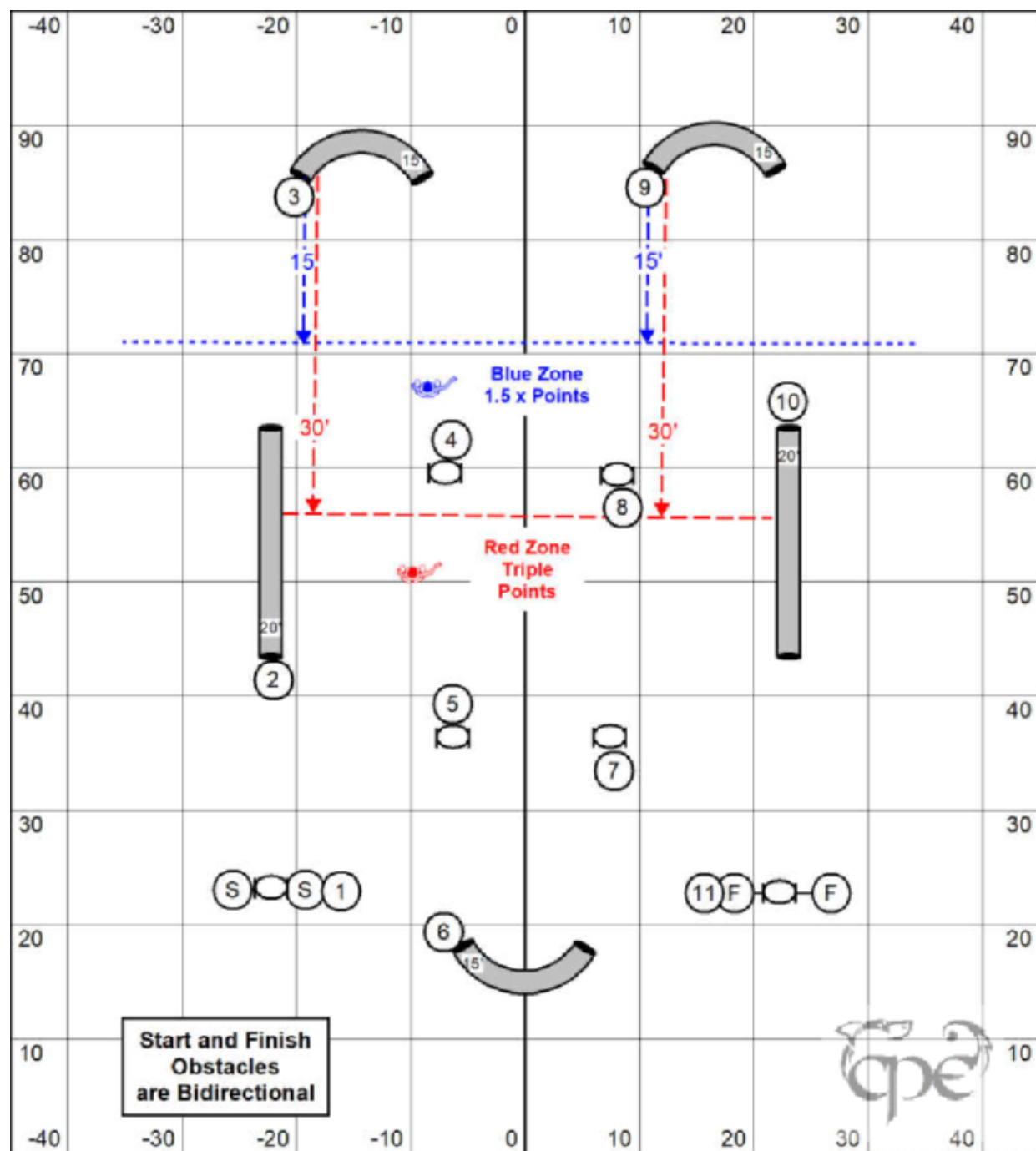
Pole Position Solo Rd 3

April 26, 2025

Bo- Gee Agility

Raymond, NH

General Reminders: Start and finish hoops are Bi-Directional. The number is on the side of the barrel the dog should approach from. Fix any errors (dog going the wrong way around a barrel or taking an incorrect barrel).



Slingshot Rd 1

April 26, 2025

Bo- Gee Agility

Raymond, NH

Mid-Course Challenge

Handler must stay behind Blue or Red line while the dog completes the required obstacles to get a multiplier! In order to attain the 3X multiplier the handler must stay behind the Red Line while the dog performs obstacles 3-4 and 8-9 as marked on the map.

In order to attain the 1.5X multiplier the handler must stay behind the Blue Line while the dog performs obstacles 3 and 9 as marked on the map.

In addition, all obstacles on the course must be performed without any required corrections to qualify with a multiplier. Obstacle corrections allow for a score but in that case the multiplier is voided.

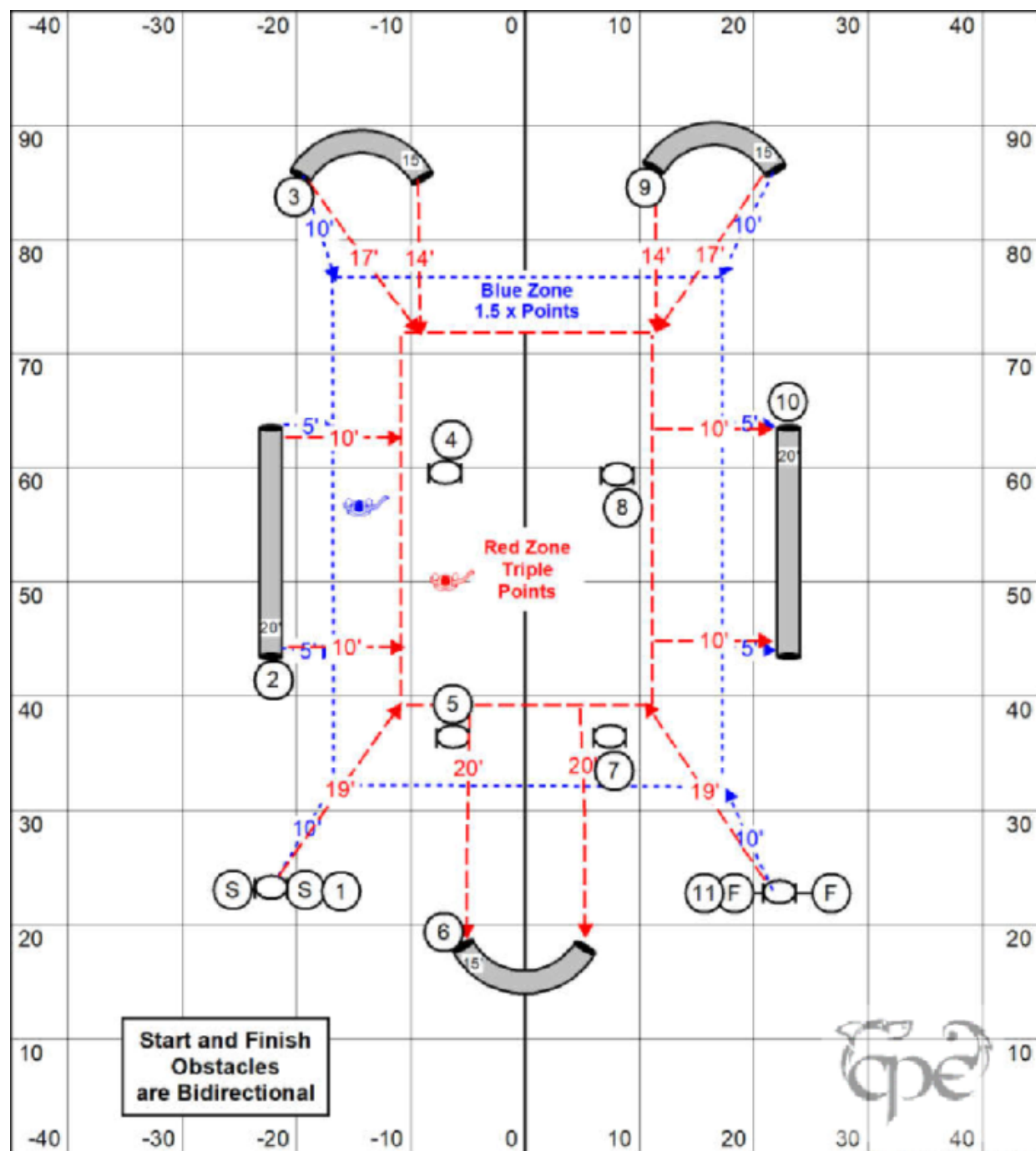
Handlers may choose to run the entire path with their dog for no multiplier.

Tunnel Bags

10' Tunnel minimum 3 Sets

15' Tunnel minimum 4 Sets

20' Tunnel minimum 6 Sets



Slingshot Rd 2

April 26, 2025

Bo- Gee Agility

Raymond, NH

Inside the Box Challenge

Handler must be Inside the Blue or Red box before the dog starts the first distance obstacle. In order to attain the 3X multiplier the handler must stay Inside the Red Box while the dog performs obstacles 1, 2, 3, 6, 9, 10 & 11. In order to attain the 1.5X multiplier the handler must stay inside the Blue Box while the dog performs obstacles 2, 3, 6, 9, 10 & 11. In addition, all obstacles on the course must be performed without any required corrections to qualify with a multiplier. Obstacle corrections allow for a score but in that case the multiplier is voided.

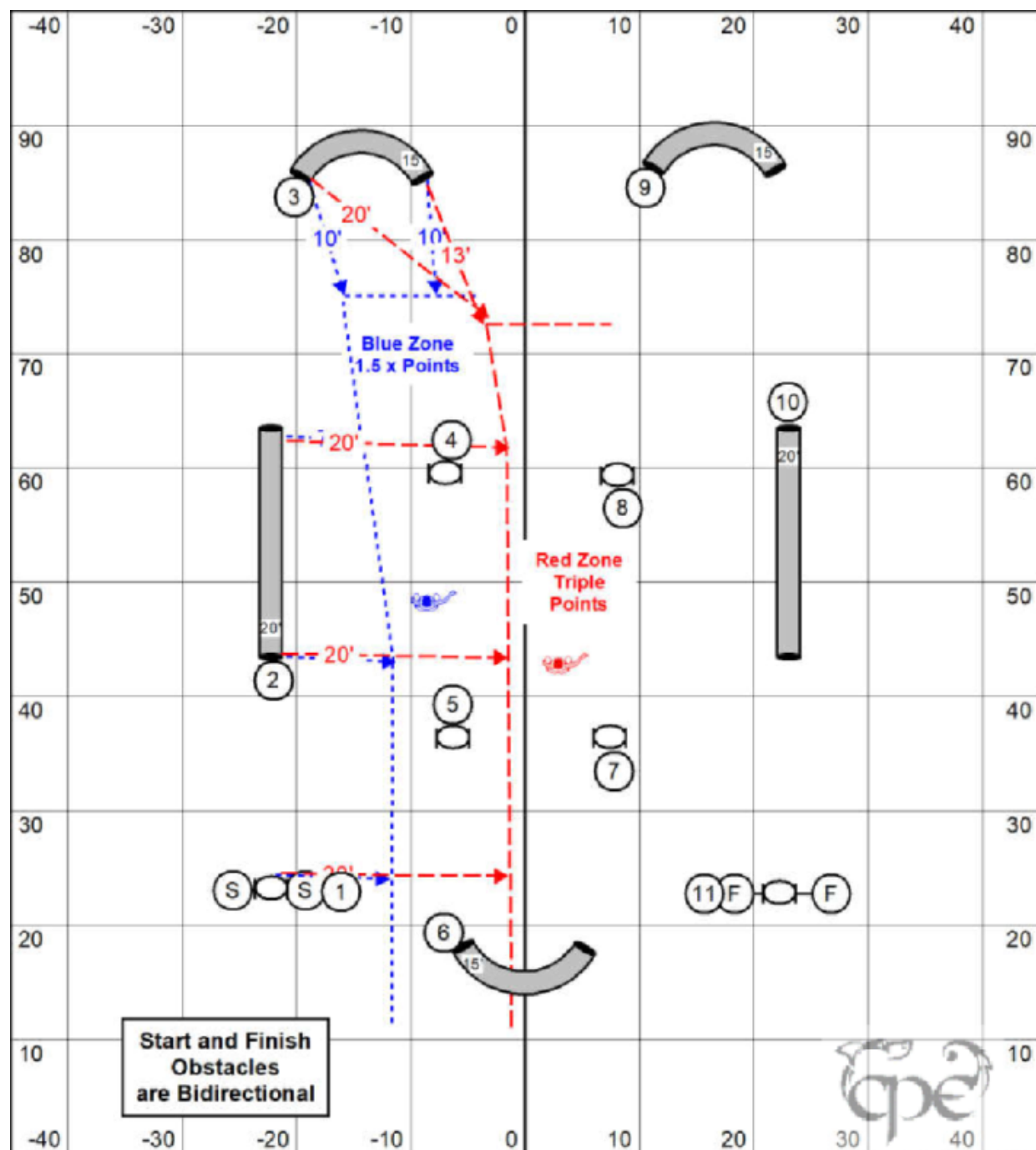
Handlers may choose to run the entire path with their dog for no multiplier.

Tunnel Bags

10' Tunnel minimum 3 Sets

15' Tunnel minimum 4 Sets

20' Tunnel minimum 6 Sets



Slingshot Rd 3

April 26, 2025

Bo- Gee Agility

Raymond, NH

Lateral Lead Out Challenge

Handler must be across the Blue or Red line before the dog starts the course. In order to attain the 3X multiplier the handler must stay behind the Red Line while the dog performs obstacles 1-6. In order to attain the 1.5X multiplier the handler must stay behind the Blue Line while the dog performs obstacles 1-3. In addition, all obstacles on the course must be performed without any required corrections to qualify with a multiplier. Obstacle corrections allow for a score but in that case the multiplier is voided.

Handlers may choose to run the entire path with their dog for no multiplier.

Tunnel Bags

10' Tunnel minimum 3 Sets

15' Tunnel minimum 4 Sets

20' Tunnel minimum 6 Sets